



Club Health Assessment for District 5M 10 through March 2025

			Status	Membership							Reports					Finance		LCIF
Club Number	Club Name	Charter Date		Current Member Count	YTD Members Added	YTD Members Dropped	YTD Net Growth	YTD Net Growth%	Member Count 12 Months Ago	Avg. length of service for dropped members	Months Since Last MMR ***	Yrs. Since Last Officer Report	President Rotation	Vice President Reported ****	Months Since Last Activity Report ***	Account Balance	Donations for current Fiscal Year	
			Number of times on status quo within last two years	If below 15 members appears				If net loss is greater than 20% appears			If no report in 3 months appears in	When more than one year appears in	Number of repeat terms	Notes the officers that do not have an active	If no report at 12 months appears in red			
Clubs more than two years old																		
2875	ATIKOKAN	12/14/1953	Active	22	0	1	-1	-4.35%	24	11	0		2	R	M	3	\$28,838.35	
Exc Award (06/30/2019, 06/30/2023)																		
3125	DRYDEN	03/23/1953	Active(1)	18	1	1	0	0.00%	18	0	4			N	SC	5	\$232.02	
Exc Award (06/30/2023)																		
53070	DRYDEN TRILLIUM	05/11/1992	Active	46	2	0	2	4.55%	44		0		2	R	SC	0	\$371.81	
Exc Award (06/30/2016, 06/30/2018, 06/30/2020)																		
3126	EAR FALLS	05/27/1970	Active	8	0	1	-1	-11.11%	9	7	0		None		P,S,M,VP,SC	2	\$152.24	
Exc Award (06/30/2017, 06/30/2019)																		
2876	FORT FRANCES	04/06/1964	Active(1)	10	1	1	0	0.00%	10	49	1		6		M,VP,SC	2	90+ Days	
Exc Award (06/30/2016, 06/30/2017)																		
77757	FORT FRANCES VOYAGEUR	11/12/2003	Active	12	1	8	-7	-36.84%	19	7	0		7		M,VP,SC	8	\$599.00	
Exc Award (06/30/2017, 06/30/2019, 06/30/2020)																		
2877	IGNACE	03/06/1973	Active(1)	14	12	0	12	600.00%	21		4		7		S,M,VP,SC	2		
Exc Award (06/30/2016, 06/30/2017)																		
3127	KENORA LAKE OF THE WOODS	08/31/1948	Active	11	1	0	1	10.00%	10		8		3	N	M,SC	8	\$282.15	
Exc Award (06/30/2016, 06/30/2023)																		
2881	MARATHON	10/19/1959	Active	2	0	0	0	0.00%	2		10		16		S,M,VP,SC	2		
143279	Northwestern Ontario Cyber	10/26/2020	Active(1)	76	2	0	2	2.70%	74		0				P,S,M,VP	7	\$7,706.40	
Exc Award (06/30/2022)																		
38893	PICKLE LAKE	09/22/1980	Active(1)	7	7	0	7	100.00%	6		4		8		M,VP,SC	2		
Exc Award (06/30/2019)																		
3128	RED LAKE	09/28/1959	Active	19	3	0	3	18.75%	16		2		6		M,VP,SC	2	\$207.53	
Exc Award (06/30/2016)																		
3129	SIOUX LOOKOUT	10/06/1959	Active	17	1	2	-1	-5.56%	18	4	8			N	SC	3	\$113.39	
2884	THUNDER BAY METRO	05/17/1973	Active	21	1	0	1	5.00%	20		1			IP	M,SC	2	\$359.77	
Exc Award (06/30/2020)																		
3130	VERMILION BAY	10/12/1959	Active	37	8	1	7	23.33%	37	11	3			N	SC	0	\$855.60	
Exc Award (06/30/2016, 06/30/2019, 06/30/2020)																		



Club Health Assessment for District 5M 10 through March 2025

			Status	Membership							Reports					Finance	LCIF
Club Number	Club Name	Charter Date		Current Member Count	YTD Members Added	YTD Members Dropped	YTD Net Growth	YTD Net Growth%	Member Count 12 Months Ago	Avg. length of service for dropped members	Months Since Last MMR ***	Yrs. Since Last Officer Report	President Rotation	Vice President Reported ****	Months Since Last Activity Report ***	Account Balance	Donations for current Fiscal Year
			Number of times on status quo within last two years	If below 15 members appears				If net loss is greater than 20% appears			If no report in 3 months appears	When more than one year appears in	Number of repeat terms	Notes the officers that do not have an active	If no report at 12 months appears in red		
140021	WEST RAINY RIVER DISTRICT Exc Award (06/30/2020)	10/17/2019	Active	30	0	0	0	0.00%	30		3		6	M,VP,SC	13	90+ Days	

Clubs Cancelled Previous Fiscal Year – Clubs Cancelled within last 12 months may be reinstated

Club Number	Club Name	Charter Date	Current Status*	Cancellation Date
107915	EMO AND DISTRICT	03/26/2010	Cancelled(6*)	09/29/2023
136447	Lakehead Campus Lions	11/27/2018	Cancelled(8*)	06/29/2024
2883	THUNDER BAY	09/29/1948	Cancelled(8*)	06/29/2024

Current Total Clubs Count	YTD New Clubs Count	YTD Cancelled Clubs Count	YTD Net Club Gain	Current Total Members Count	YTD Add	YTD Drop	YTD Net Growth	YTD Net Growth %	Member Count 12 Months Ago	Average Member Count Per Club	% of Clubs with less than 20 members	% No MMR in 3 Months	% No Officer Report in 12 Months	% of Clubs with balance 90+ days	Number of Clubs in Status Quo	% Status Quo Clubs in Financial Suspension	Number of Cancelled Clubs	Average Cancelled Club Age	Members Lost Due to Cancellation	% of Clubs Cancelled for Non-Financial Reasons
16	0	0	0	350	40	15	25	7.69%	358	22	63%	50%	0%	13%	0	0%	0	0	0	0%

* - P - Priority Club. Cancellation Reasons: 1-Objectives/conduct, 2-Non-active club, 5-Non-existing club, 6-Disbanding, 7-Merger, 8-Financial Suspension, 9-District/Multiple District Dues.

** - Abbreviation: P-President, S-Secretary, T-Treasurer, M-Member Chairperson, VP-First Vice President, MC-Communications Chairperson, SC-Service Chairperson

*** - Abbreviation: N/R - Never reported using the Lions Clubs website, N/A - Not applicable, No password registered for the Lions Clubs website.

**** - Abbreviation: N - New, IP - Immediate Past, R - Repeat.



Club Health Assessment for District 5M 11 through March 2025

			Status	Membership							Reports					Finance		LCIF
Club Number	Club Name	Charter Date		Current Member Count	YTD Members Added	YTD Members Dropped	YTD Net Growth	YTD Net Growth%	Member Count 12 Months Ago	Avg. length of service for dropped members	Months Since Last MMR ***	Yrs. Since Last Officer Report	President Rotation	Vice President Reported ****	Months Since Last Activity Report ***	Account Balance	Donations for current Fiscal Year	
			Number of times on status quo within last two years	If below 15 members appears					If net loss is greater than 20% appears			If no report in 3 months appears in	When more than one year appears in	Number of repeat terms	Notes the officers that do not have an active	If no report at 12 months appears in red		
Clubs less than two years old																		
158039	Winnipeg River Area	04/26/2024	Active	25	8	4	4	19.05%	0	1	3		2	VP	2			
Clubs more than two years old																		
3084	BEAUSEJOUR	09/28/1948	Active	15	1	1	0	0.00%	14	37	3		2	R M,SC	6			
Exc Award (06/30/2016, 06/30/2024)																		
3094	EAST KILDONAN	09/10/1953	Active	7	1	0	1	16.67%	6		2		2	N VP,SC	1			
58280	EAST ST PAUL	05/13/1996	Active	19	0	2	-2	-9.52%	21	18	0		2	M,VP,SC	2		\$3,500.00	
44168	GRUNTHAL	07/01/1984	Active	15	6	0	6	66.67%	9		0		5	M,VP,SC	4		\$700.00	
3100	LAC DU BONNET	02/07/1963	Active	22	4	0	4	22.22%	41		1		2	N M	2		\$1,000.00	
Exc Award (06/30/2023)																		
3107	PINAWA	10/21/1964	Active	11	5	1	4	57.14%	10	20	0		None	R P,M,SC	8			
3113	RIVERSIDE	03/29/1949	Active	54	11	5	6	12.50%	49	8	1			N SC	24+		\$35.97	
36964	SELKIRK & DISTRICT	04/30/1979	Active	12	1	0	1	9.09%	11		0		2	M,VP,SC	6		(\$26.82)	
122310	Ste. Anne	05/23/2014	Active	25	5	2	3	13.64%	22	2	2			N M,SC	0			
Exc Award (06/30/2016, 06/30/2017)																		
109167	WEST ST PAUL	09/02/2010	Active	15	0	2	-2	-11.76%	19	5	0		3	R SC	1		\$200.79	
Exc Award (06/30/2021)																		
43137	WHITEMOUTH & DISTRICT	11/11/1983	Active	19	2	5	-3	-13.64%	23	3	0		None	P,M,VP,SC	0			
Exc Award (06/30/2022, 06/30/2023)																		
3124	WINNIPEG	12/15/1921	Active	16	0	0	0	0.00%	16		12			P,M,VP,SC	2			
47808	WINNIPEG BEACH DUNNOTTAR LAKESIDE	10/30/1987	Active	28	3	2	1	3.70%	28	1	2		2	R SC	1			
44169	WINNIPEG SOUTH	07/01/1984	Active(1)	10	0	0	0	0.00%	13		3			R M,SC	2	90+ Days		
53615	WINNIPEG TRANSCONA	08/28/1992	Active	16	0	0	0	0.00%	16		11		8	P,T,M,VP,SC	1			
29356	WINNIPEG WEST	05/29/1974	Active	10	0	0	0	0.00%	11		10		4	M,VP,SC	3			
Exc Award (06/30/2017, 06/30/2019)																		



Club Health Assessment for District 5M 11 through March 2025

			Status	Membership						Reports				Finance	LCIF		
Club Number	Club Name	Charter Date		Current Member Count	YTD Members Added	YTD Members Dropped	YTD Net Growth	YTD Net Growth%	Member Count 12 Months Ago	Avg. length of service for dropped members	Months Since Last MMR ***	Yrs. Since Last Officer Report	President Rotation	Vice President Reported ****	Months Since Last Activity Report ***	Account Balance	Donations for current Fiscal Year
			Number of times on status quo within last two years	If below 15 members appears				If net loss is greater than 20% appears			If no report in 3 months appears in	When more than one year appears in	Number of repeat terms	Notes the officers that do not have an active	If no report at 12 months appears in red		

Clubs Cancelled Previous Fiscal Year – Clubs Cancelled within last 12 months may be reinstated

Club Number				Club Name				Charter Date				Current Status*				Cancellation Date																									
28089				STEINBACH				03/11/1974				Cancelled(8*)				12/29/2023																									
Current Total Clubs Count		YTD New Clubs Count		YTD Cancelled Clubs Count		YTD Net Club Gain		Current Total Members Count		YTD Add		YTD Drop		YTD Net Growth		YTD Net Growth %		Member Count 12 Months Ago		Average Member Count Per Club		% of Clubs with less than 20 members		% No MMR in 3 Months		% No Officer Report in 12 Months		% of Clubs with balance 90+ days		Number of Clubs in Status Quo		% Status Quo Clubs in Financial Suspension		Number of Cancelled Clubs		Average Cancelled Club Age		Members Lost Due to Cancellation		% of Clubs Cancelled for Non-Financial Reasons	
17		0		0		0		319		47		24		23		7.77%		309		19		71%		35%		0%		6%		0		0%		0		0		0		0%	

* - P - Priority Club. Cancellation Reasons: 1-Objectives/conduct, 2-Non-active club, 5-Non-existing club, 6-Disbanding, 7-Merger, 8-Financial Suspension, 9-District/Multiple District Dues.

** - Abbreviation: P-President, S-Secretary, T-Treasurer, M-Member Chairperson, VP-First Vice President, MC-Communications Chairperson, SC-Service Chairperson

*** - Abbreviation: N/R - Never reported using the Lions Clubs website, N/A - Not applicable, No password registered for the Lions Clubs website.

**** - Abbreviation: N - New, IP - Immediate Past, R - Repeat.



Club Health Assessment for District 5M 13 through March 2025

			Status	Membership							Reports					Finance	LCIF
Club Number	Club Name	Charter Date		Current Member Count	YTD Members Added	YTD Members Dropped	YTD Net Growth	YTD Net Growth%	Member Count 12 Months Ago	Avg. length of service for dropped members	Months Since Last MMR ***	Yrs. Since Last Officer Report	President Rotation	Vice President Reported ****	Months Since Last Activity Report ***	Account Balance	Donations for current Fiscal Year
			Number of times on status quo within last two years	If below 15 members appears				If net loss is greater than 20% appears			If no report in 3 months appears in	When more than one year appears in	Number of repeat terms	Notes the officers that do not have an active	If no report at 12 months appears in red		
Clubs less than two years old																	
154153	Morden Roaring	04/11/2023	Active	14	10	2	8	133.33%	14	2	0			M,VP,SC	7	90+ Days	
Clubs more than two years old																	
41950	AUSTIN & AREA	10/29/1982	Active	15	2	4	-2	-11.76%	17	4	0		2	R	M,SC	0	\$520.71
46229	BINSCARTH & DISTRICT L C	05/30/1986	Active	21	0	2	-2	-8.70%	21	25	5		2	R	SC	0	\$712.21
3085	BIRTLE	04/15/1959	Active	27	0	0	0	0.00%	28		8		4	N	M,SC	6	\$906.44
Exc Award (06/30/2023)																	
3086	BOISSEVAIN	11/16/1956	Active	24	0	1	-1	-4.00%	25	12	2		None		P,M,VP,SC	1	\$328.56
44416	BOWSMAN & DIST	12/07/1984	Active	35	1	5	-4	-10.26%	39	25	2		6		M,VP,SC	4	\$208.28
Exc Award (06/30/2017)																	
3088	BRANDON	11/10/1938	Active	31	1	0	1	3.33%	29		0		5	R	SC	1	\$409.02
Exc Award (06/30/2017)																	
3087	BRANDON WHEAT CITY	02/28/1973	Active	39	1	4	-3	-7.14%	41	9	2		3	N	M,SC	3	\$1,187.12
3091	CRYSTAL CITY	04/23/1959	Active	27	1	4	-3	-10.00%	27	5	2		2	R		0	\$1,952.72
Exc Award (06/30/2019, 06/30/2021, 06/30/2022)																	
3092	DAUPHIN	10/24/1938	Active	13	1	0	1	8.33%	12		1		2	N	M,SC	0	90+ Days
43708	ELPHINSTONE	04/05/1984	Active	11	0	0	0	0.00%	11		14		15	R	T,M,SC	4	
3095	ERICKSON	10/28/1957	Active	17	0	2	-2	-10.53%	19	22	3		4	N	M,SC	1	90+ Days
38123	ETHELBERT	03/07/1980	Active	3	0	0	0	0.00%	3		30		11		P,S,T,M,VP SC	4	
3096	FLIN FLON	09/28/1953	Active	28	0	0	0	0.00%	28		0			N	P	0	\$606.27
44614	GILBERT PLAINS & DISTRICT	02/04/1985	Active	9	0	0	0	0.00%	9		11		2	R	M,SC	1	
3099	HAMIOTA	11/01/1956	Active	22	5	0	5	29.41%	13		0			N	SC	0	\$719.54
Exc Award (06/30/2021)																	
37772	HOLLAND & AREA	12/10/1979	Active	19	5	1	4	26.67%	16	14	2				M,VP,SC	0	\$328.56
Exc Award (06/30/2023)																	
45652	KENTON	01/23/1986	Active	11	0	1	-1	-8.33%	11	29	2			R	M,SC	4	90+ Days
3102	MAC GREGOR	02/14/1963	Active	9	0	3	-3	-25.00%	12	17	0		5		M,VP,SC	0	\$347.14




Club Health Assessment for District 5M 13 through March 2025

			Status	Membership							Reports					Finance		LCIF
Club Number	Club Name	Charter Date		Current Member Count	YTD Members Added	YTD Members Dropped	YTD Net Growth	YTD Net Growth%	Member Count 12 Months Ago	Avg. length of service for dropped members	Months Since Last MMR ***	Yrs. Since Last Officer Report	President Rotation	Vice President Reported ****	Months Since Last Activity Report ***	Account Balance	Donations for current Fiscal Year	
			Number of times on status quo within last two years	If below 15 members appears				If net loss is greater than 20% appears			If no report in 3 months appears in	When more than one year appears in	Number of repeat terms	Notes the officers that do not have an active	If no report at 12 months red			
32900	MELITA	10/29/1976	Active	8	0	0	0	0.00%	10		11			M,VP,SC	2	90+ Days	\$69.43	
56316	MINITONAS DISTRICT	12/12/1994	Active(1)	17	0	0	0	0.00%	17		18	1	None	P,S,T,M,VP SC	4			
35326	MINNEDOSA	04/13/1978	Active	31	0	0	0	0.00%	28		4			M,VP	0		\$775.57	
Exc Award (06/30/2018, 06/30/2022, 06/30/2024)																		
3105	NEEPAWA	10/06/1938	P- Active(1)	1	0	0	0	0.00%	6		9			T,M,VP,SC	3			
38949	OAK LAKE & AREA L C	10/06/1980	Active	17	0	0	0	0.00%	17		11		2	M,VP,SC	1		\$69.43	
42375	OAKBURN & AREA	03/28/1983	Active	20	1	1	0	0.00%	22	42	0			N M,SC	0		\$769.83	
Exc Award (06/30/2017)																		
38256	PIPESTONE	04/08/1980	Active	10	0	0	0	0.00%	10		11		2	R M,SC	0			
3109	PLUMAS	10/18/1957	Active	15	0	2	-2	-11.76%	17	45	3		11	M,VP,SC	3			
3110	PORTAGE LA PRAIRIE	09/27/1938	P- Active	8	5	0	5	166.67%	0		4			N M,SC	0		\$100.00	
35327	RAPID CITY & AREA	04/28/1978	Active	13	2	1	1	8.33%	13	9	0			M,VP,SC	1			
30554	RIVERS & AREA	04/24/1975	Active	15	0	1	-1	-6.25%	16	1	4		6	R M,VP,SC	3			
3114	ROSSBURN	09/29/1960	Active	15	3	0	3	25.00%	12		1		2	R M,SC	1		\$328.56	
Exc Award (06/30/2018)																		
39802	RUSSELL & AREA L C	04/30/1981	Active	20	0	0	0	0.00%	20		2			N M,SC	1		\$164.28	
Exc Award (06/30/2024)																		
41143	SANDY LAKE	04/28/1982	Active	21	3	0	3	16.67%	19		6		2	R M,SC	1			
3116	SHOAL LAKE	08/29/1951	Active	25	10	3	7	38.89%	18	9	1		2	M,VP,SC	2			
42157	SINCLAIR & AREA	01/31/1983	Active	13	0	0	0	0.00%	13		7		5	S,M,VP,SC	0	90+ Days		
42376	SOMERSET & AREA	03/31/1983	Active	15	0	0	0	0.00%	15		7		12	P,S,M,VP,SC	4	90+ Days		
44939	STONEWALL & DISTRICT	05/31/1985	Active	21	0	1	-1	-4.55%	21	35	1			N SC	0			
36965	STRATHCLAIR	04/30/1979	Active	6	0	0	0	0.00%	6		17		22	R M,SC	2			
46385	SWAN LAKE & AREA L C	06/25/1986	Active	12	0	1	-1	-7.69%	13	38	4		7	M,VP,SC	0	90+ Days	\$347.14	
3117	SWAN RIVER	06/22/1960	Active	37	1	0	1	2.78%	35		3			M,VP,SC	0			
Exc Award (06/30/2021)																		



Club Health Assessment for District 5M 13 through March 2025

			Status	Membership							Reports					Finance	LCIF
Club Number	Club Name	Charter Date		Current Member Count	YTD Members Added	YTD Members Dropped	YTD Net Growth	YTD Net Growth%	Member Count 12 Months Ago	Avg. length of service for dropped members	Months Since Last MMR ***	Yrs. Since Last Officer Report	President Rotation	Vice President Reported ****	Months Since Last Activity Report ***	Account Balance	Donations for current Fiscal Year
			Number of times on status quo within last two years	If below 15 members appears				If net loss is greater than 20% appears			If no report in 3 months appears in	When more than one year appears in	Number of repeat terms	Notes the officers that do not have an active	If no report at 12 months appears in red		
43205	TEULON & AREA	12/05/1983	Active	13	0	0	0	0.00%	13		11		2	R	M,SC	6	\$104.14
3119	THOMPSON	10/03/1968	Active	6	0	2	-2	-25.00%	8	8	3		5		M,VP,SC	5	
3120	VIRDEN	11/02/1956	Active	25	1	1	0	0.00%	28	18	0		4	R		0	\$1,071.17
44618	WARREN & DIST	02/25/1985	Active	13	0	0	0	0.00%	17		7		2		M,VP,SC	0	
3122	WASKADA	03/22/1966	Active	18	1	1	0	0.00%	19	27	5		4	R	M,SC	2	\$233.71
3123	WAWANESA	11/08/1956	Active	15	0	2	-2	-11.76%	17	35	0		2	R	M,SC	2	\$694.28
Exc Award (06/30/2017, 06/30/2023)																	

Clubs Cancelled Previous Fiscal Year – Clubs Cancelled within last 12 months may be reinstated

Club Number	Club Name	Charter Date	Current Status*	Cancellation Date
44350	KELWOOD & AREA	11/19/1984	Cancelled(6*)	04/29/2024

Current Total Clubs Count	YTD New Clubs Count	YTD Cancelled Clubs Count	YTD Net Club Gain	Current Total Members Count	YTD Add	YTD Drop	YTD Net Growth	YTD Net Growth %	Member Count 12 Months Ago	Average Member Count Per Club	% of Clubs with less than 20 members	% No MMR in 3 Months	% No Officer Report in 12 Months	% of Clubs with balance 90+ days	Number of Clubs in Status Quo	% Status Quo Clubs in Financial Suspension	Number of Cancelled Clubs	Average Cancelled Club Age	Members Lost Due to Cancellation	% of Clubs Cancelled for Non-Financial Reasons
46	0	0	0	805	54	45	9	1.13%	805	18	63%	54%	2%	20%	0	0%	0	0	0	0%

* - P - Priority Club. Cancellation Reasons: 1-Objectives/conduct, 2-Non-active club, 5-Non-existing club, 6-Disbanding, 7-Merger, 8-Financial Suspension, 9-District/Multiple District Dues.

** - Abbreviation: P-President, S-Secretary, T-Treasurer, M-Member Chairperson, VP-First Vice President, MC-Communications Chairperson, SC-Service Chairperson

*** - Abbreviation: N/R - Never reported using the Lions Clubs website, N/A - Not applicable, No password registered for the Lions Clubs website.

**** - Abbreviation: N - New, IP - Immediate Past, R - Repeat.



Club Health Assessment for District 5 SKN through March 2025

			Status	Membership							Reports					Finance		LCIF
Club Number	Club Name	Charter Date		Current Member Count	YTD Members Added	YTD Members Dropped	YTD Net Growth	YTD Net Growth%	Member Count 12 Months Ago	Avg. length of service for dropped members	Months Since Last MMR ***	Yrs. Since Last Officer Report	President Rotation	Vice President Reported ****	Months Since Last Activity Report ***	Account Balance	Donations for current Fiscal Year	
			Number of times on status quo within last two years	If below 15 members appears				If net loss is greater than 20% appears			If no report in 3 months appears in	When more than one year appears in	Number of repeat terms	Notes the officers that do not have appears in an active	If no report at 12 months red			
Clubs less than two years old																		
154177	Humboldt	05/22/2023	Active	35	8	5	3	9.38%	35	2	0		2	N	SC	9	90+ Days	
Clubs more than two years old																		
39850	BORDEN & DIST	05/08/1981	Active(1)	0	0	24	-24	-100.00%	24	11	0		None	P,S,T,M,VP SC	10		\$347.14	
3260	BREDENBURY	04/01/1971	Active	17	2	3	-1	-5.56%	18	14	0			M,VP,SC	24+			
3301	BRUNO	05/08/1952	Active	32	0	3	-3	-8.57%	35	4	2		3	P,VP,SC	0			
33298	BULYEA DISTRICT L C	02/14/1977	Active	17	1	0	1	6.25%	16		2		4	R	T,M,SC	24+		
3262	CANORA	02/09/1973	Active	1	0	0	0	0.00%	1		13		13	S,T,M,VP,SC	24+			
31915	CARROT RIVER	03/29/1976	Active	13	0	0	0	0.00%	13		58		4	P,M,VP,SC	24+	90+ Days		
31914	CHRISTOPHER-EMMA LAKELAND L C	03/25/1976	Active	23	8	17	-9	-28.13%	35	20	4			N	M,VP,SC	4		
34938	CHURCHBRIDGE	01/31/1978	Active	27	0	0	0	0.00%	27		9		4	T,M,VP,SC	24+			
3302	COLONSAY	03/16/1971	Active	9	0	0	0	0.00%	10		9		2	P,T,M,VP,SC	24+			
3303	CUDWORTH	04/21/1965	Active(1)	14	4	0	4	40.00%	10		0		5	M,VP,SC	24+	90+ Days		
3266	CUPAR DISTRICT	06/03/1964	Active	13	0	0	0	0.00%	13		19		2	P,M,VP,SC	24+			
33075	DORINTOSH & DISTRICT	12/13/1976	Active	21	0	1	-1	-4.55%	21	20	2		3	M,VP,SC	2			
43852	ESTERHAZY	05/21/1984	Active	24	3	2	1	4.35%	24	5	2		2	R	SC	7	\$548.49	
38124	GOODSOIL & DISTRICT	03/14/1980	Active	10	1	1	0	0.00%	10	7	1			N	M,SC	2		
33167	HISTORIC BATTLEFORD	12/27/1976	Active	19	0	0	0	0.00%	19		12			N	M,VP,SC	21		
3304	HUDSON BAY	03/16/1954	Active	22	1	0	1	4.76%	21		4		3	M,VP,SC	24+			
40994	KELLIHER & DIST	03/22/1982	Active	13	0	0	0	0.00%	13		34		5	P,M,VP,SC	24+			
3307	KENASTON	04/26/1961	Active	29	0	0	0	0.00%	29		12		11	R	S,VP,SC	24+		
3308	LAKE LENORE	04/14/1955	Active	33	0	0	0	0.00%	31		3			N	SC	12	\$839.12	
Exc Award (06/30/2023)																		
3278	LANGENBURG DISTRICT L C	03/28/1968	Active	19	0	0	0	0.00%	19		83		None	P,T,M,VP,SC	24+			
3310	LANIGAN	11/10/1971	Active	7	0	3	-3	-30.00%	10	18	1		None	P,T,M,VP,SC	24+	90+ Days		



Club Health Assessment for District 5 SKN through March 2025

Club Number	Club Name	Charter Date	Status	Membership							Reports					Finance	LCIF
				Current Member Count	YTD Members Added	YTD Members Dropped	YTD Net Growth	YTD Net Growth%	Member Count 12 Months Ago	Avg. length of service for dropped members	Months Since Last MMR ***	Yrs. Since Last Officer Report	President Rotation	Vice President Reported ****	Months Since Last Activity Report ***	Account Balance	Donations for current Fiscal Year
			Number of times on status quo within last two years	If below 15 members appears				If net loss is greater than 20% appears			If no report in 3 months appears in	When more than one year appears in	Number of repeat terms	Notes the officers that do not have an active	If no report at 12 months red		
3312	LLOYDMINSTER	12/14/1949	Active	34	5	1	4	13.33%	30	5	2			N	SC	1	
29200	MAC DOWALL & DISTRICT	04/16/1974	Active	22	2	0	2	10.00%	18		5		7	R	M,SC	0	
43457	MACNUTT & DIST	02/17/1984	Active	16	0	1	-1	-5.88%	17	1	5			N	T,SC	24	
33806	MAKWA & DISTRICT L C	04/30/1977	Active	15	0	1	-1	-6.25%	16	18	5			N	M,VP,SC	5	(\$201.12)
36682	MARTENSVILLE & DISTRICT L C	03/05/1979	Active	17	4	1	3	21.43%	14	39	3		7		M,VP,SC	24+	\$173.57
3313	MEADOW LAKE	12/05/1962	Active	35	1	1	0	0.00%	35	48	0		2	R	SC	0	\$627.45
3283	MELVILLE	08/02/1968	Active	9	4	3	1	12.50%	5	17	0		None		P,M,VP,SC	1	90+ Days
43459	MEOTA LAKESHORE	02/02/1984	Active	21	3	2	1	5.00%	20	18	0		5	R	P,T,M,SC	24+	
42050	MIDDLE LAKE	12/06/1982	Active	15	0	1	-1	-6.25%	16	34	1		11		P,T,M,VP,SC	16	\$138.86
3316	NIPAWIN	06/22/1965	Active	15	0	0	0	0.00%	14		2		2		M,VP,SC	4	
3328	NORTH BATTLEFORD INC	02/16/1954	Active	11	0	1	-1	-8.33%	12	51	0			IP	P	0	\$69.43
37662	PELLEY & DISTRICT L C	11/12/1979	Active	3	0	1	-1	-25.00%	4	5	6		None		P,M,VP,SC	24+	
3318	PREECEVILLE DISTRICT	02/28/1960	Active	13	0	0	0	0.00%	13		0		3	R	M,VP,SC	24+	
3319	PRINCE ALBERT	09/23/1947	Active	23	0	1	-1	-4.17%	24	43	0			N	SC	0	\$71.17
Exc Award (06/30/2024)																	
3291	RHEIN DISTRICT	12/27/1956	Active	16	0	0	0	0.00%	16		15			N	P,S,T,M,SC	24+	
3321	ROSTHERN	01/22/1957	Active	26	3	1	2	8.33%	26	9	1				M,VP,SC	0	\$927.55
3324	SASKATOON	03/24/1937	Active	42	3	6	-3	-6.67%	47	43	0		2	R		0	\$2,854.55
62158	SASKATOON MILLENNIUM	06/22/1999	Active	21	1	1	0	0.00%	21	16	5		2		VP,SC	10	\$1,069.99
33510	SHELL LAKE & DISTRICT L C	03/21/1977	Active(1)	21	1	5	-4	-16.00%	27	17	0		2	R	M,SC	24+	
3293	SOUTHEY DISTRICT L C	01/26/1965	Active	14	0	0	0	0.00%	14		21		2		M,VP,SC	24+	90+ Days
3327	SPIRITWOOD	05/15/1963	Active	24	0	0	0	0.00%	22		11		3	R		4	90+ Days
41145	SPRINGSIDE & DISTRICT	04/30/1982	Active	20	2	0	2	11.11%	18		2			N	M,SC	1	
3323	ST LOUIS	03/07/1968	Active	15	0	0	0	0.00%	15		0		2		M,VP,SC	24+	
3295	STRASBOURG	05/27/1957	Active	6	0	0	0	0.00%	6		11			IP	SC	24+	



Club Health Assessment for District 5 SKN through March 2025

Club Number	Club Name	Charter Date	Status	Membership							Reports					Finance	LCIF
				Current Member Count	YTD Members Added	YTD Members Dropped	YTD Net Growth	YTD Net Growth%	Member Count 12 Months Ago	Avg. length of service for dropped members	Months Since Last MMR ***	Yrs. Since Last Officer Report	President Rotation	Vice President Reported ****	Months Since Last Activity Report ***	Account Balance	Donations for current Fiscal Year
			Number of times on status quo within last two years	If below 15 members appears				If net loss is greater than 20% appears			If no report in 3 months appears	When more than one year appears in	Number of repeat terms	Notes the officers that do not have an active	If no report at 12 months appears in red		
3329	TISDALE	12/11/1947	Active	23	10	8	2	9.52%	21	17	0			N	M,SC	24+	
3330	TURTLEFORD & DISTRICT	04/16/1970	Active	23	0	0	0	0.00%	23		12			N	P,M,SC	0	\$266.69
3331	UNITY	03/20/1946	Active	19	2	3	-1	-5.00%	20	36	1				M,VP,SC	1	\$492.84
3334	WADENA DISTRICT	04/29/1966	Active	8	1	1	0	0.00%	8	0	1		2	R	M	16	
3333	WAKAW	04/06/1950	Active	15	0	1	-1	-6.25%	16	8	1			R	M,VP,SC	10	
45564	WILLOWBROOK & DISTRICT	12/31/1985	Active	16	0	0	0	0.00%	16		2		7	R	P,M,SC	0	
3299	YORKTON	06/28/1948	Active	49	7	3	4	8.89%	49	3	1		2	N	M,SC	24+	90+ Days

Clubs Cancelled Previous Fiscal Year – Clubs Cancelled within last 12 months may be reinstated

Club Number	Club Name	Charter Date	Current Status*	Cancellation Date
32881	DUNDURN	10/18/1976	Cancelled(8*)	06/29/2024

Current Total Clubs Count	YTD New Clubs Count	YTD Cancelled Clubs Count	YTD Net Club Gain	Current Total Members Count	YTD Add	YTD Drop	YTD Net Growth	YTD Net Growth %	Member Count 12 Months Ago	Average Member Count Per Club	% of Clubs with less than 20 members	% No MMR in 3 Months	% No Officer Report in 12 Months	% of Clubs with balance 90+ days	Number of Clubs in Status Quo	% Status Quo Clubs in Financial Suspension	Number of Cancelled Clubs	Average Cancelled Club Age	Members Lost Due to Cancellation	% of Clubs Cancelled for Non-Financial Reasons
53	0	0	0	1,005	77	102	-25	-2.43%	1,037	19	57%	43%	0%	15%	0	0%	0	0	0	0%

* - P - Priority Club. Cancellation Reasons: 1-Objectives/conduct, 2-Non-active club, 5-Non-existing club, 6-Disbanding, 7-Merger, 8-Financial Suspension, 9-District/Multiple District Dues.

** - Abbreviation: P-President, S-Secretary, T-Treasurer, M-Member Chairperson, VP-First Vice President, MC-Communications Chairperson, SC-Service Chairperson

*** - Abbreviation: N/R - Never reported using the Lions Clubs website, N/A - Not applicable, No password registered for the Lions Clubs website.

**** - Abbreviation: N - New, IP - Immediate Past, R - Repeat.



Club Health Assessment for District 5 SKS through March 2025

			Status	Membership							Reports					Finance		LCIF
Club Number	Club Name	Charter Date		Current Member Count	YTD Members Added	YTD Members Dropped	YTD Net Growth	YTD Net Growth%	Member Count 12 Months Ago	Avg. length of service for dropped members	Months Since Last MMR ***	Yrs. Since Last Officer Report	President Rotation	Vice President Reported ****	Months Since Last Activity Report ***	Account Balance	Donations for current Fiscal Year	
			Number of times on status quo within last two years	If below 15 members appears					If net loss is greater than 20% appears			If no report in 3 months appears in	When more than one year appears in	Number of repeat terms	Notes the officers that do not have an active	If no report at 12 months red		
Clubs less than two years old																		
158089	White City Emerald Park District	05/31/2024	Active	25	12	11	1	4.17%	0	1	1		2	N	M,SC	N/A		
Clubs more than two years old																		
43458	ALIDA & DISTRICT	02/29/1984	Active	12	0	0	0	0.00%	12		10		2		P,M,VP,SC	12		\$121.50
3257	AVONLEA DISTRICT	02/20/1966	Active	19	0	0	0	0.00%	19		16				P,S,M,VP,SC	15		
3258	BALCARRES AND DISTRICT	11/30/1954	Active	42	3	2	1	2.44%	41	39	0				M,VP,SC	5		
36196	BATEMAN	11/14/1978	Active	16	1	2	-1	-5.88%	17	4	2		2		S,M,VP,SC	1		
39126	BETHUNE & DISTRICT L C	12/29/1980	Active	10	0	1	-1	-9.09%	11	7	1		2	R	SC	14		
3259	BIENFAIT	03/30/1972	Active	12	2	3	-1	-7.69%	13	35	0		2	R	SC	0		
3261	BROADVIEW DISTRICT L C	11/02/1967	Active	19	6	1	5	35.71%	14	1	3		None	N	P,M,SC	0		
115598	BURSTALL BORDERTOWN	11/21/2011	Active	16	1	1	0	0.00%	16	1	4			N	SC	11		
3340	BURSTALL DISTRICT L C	04/01/1965	Active	18	1	0	1	5.88%	17		1			N	SC	2		
3341	CABRI DISTRICT	01/21/1959	Active	30	3	1	2	7.14%	28	7	2			N	SC	1		\$632.29
3263	CARLYLE DISTRICT L C	10/31/1963	Active	34	4	5	-1	-2.86%	34	20	0			N	M,SC	3		\$1,873.56
Exc Award (06/30/2017, 06/30/2024)																		
3264	CARNDUFF DIST	05/04/1961	Active	7	0	0	0	0.00%	7		6		2		T,M,VP,SC	0		
3265	CEYLON	10/15/1970	Active	22	0	0	0	0.00%	20		11				M,VP,SC	12		
30145	CLIMAX	01/28/1975	Active	18	1	0	1	5.88%	17		2		3		M,VP,SC	3		
3344	CRAIK DISTRICT L C	05/10/1965	Active(2)	5	0	0	0	0.00%	5		20		5		M,VP,SC	24+		
3345	DODSLAND DISTRICT	11/09/1955	Active	29	5	6	-1	-3.33%	30	19	0		2		M,VP,SC	17		
3346	EATONIA	03/30/1954	Active	24	0	0	0	0.00%	23		0			N	M,SC	2		
3347	ELROSE	03/26/1954	Active	42	1	0	1	2.44%	42		4			N	P,M,VP,SC	5		
146553	Elrose Lioness	06/17/2021	Active	13	1	1	0	0.00%	13	2	2		3		M,VP,SC	4		
3267	ESTEVAN	05/27/1957	Active	17	5	1	4	30.77%	13	8	5		2		M,VP,SC	14		
3349	ESTON	08/14/1947	Active	25	1	3	-2	-7.41%	27	28	1			N	M,SC	15		\$1,040.76




Club Health Assessment for District 5 SKS through March 2025

Club Number	Club Name	Charter Date	Status	Membership							Reports					Finance	LCIF
				Current Member Count	YTD Members Added	YTD Members Dropped	YTD Net Growth	YTD Net Growth%	Member Count 12 Months Ago	Avg. length of service for dropped members	Months Since Last MMR ***	Yrs. Since Last Officer Report	President Rotation	Vice President Reported ****	Months Since Last Activity Report ***	Account Balance	Donations for current Fiscal Year
			Number of times on status quo within last two years	If below 15 members appears				If net loss is greater than 20% appears			If no report in 3 months appears	When more than one year appears in	Number of repeat terms	Notes the officers that do not have an active	If no report at 12 months red		
57026	ESTON 95	06/12/1995	Active	46	4	1	3	6.98%	45	35	0			N	M,SC	0	
3268	FILLMORE DIST	04/05/1961	Active	10	0	1	-1	-9.09%	12	44	0			N	M,SC	0	
3270	FORT QUAPPELLE DISTRICT	09/26/1961	Active	39	1	3	-2	-4.88%	41	6	4			N	M,SC	3	\$404.85
Exc Award (06/30/2024)																	
38260	GAINSBOROUGH & DIST L C	04/28/1980	Active	15	0	0	0	0.00%	15		2		3		P,T,M,VP,SC	24+	
34616	GLEN BAIN	11/29/1977	Active	9	4	1	3	50.00%	6	0	0		12		S,M,VP,SC	16	
3272	GLENAVON	03/30/1966	Active	12	0	0	0	0.00%	12		11			N	P,M,VP,SC	20	
3350	GRAVELBOURG	05/19/1947	Active	11	0	1	-1	-8.33%	12	3	2		11		M,VP,SC	24+	
107963	GRENFELL AND DISTRICT	04/02/2010	Active	16	0	2	-2	-11.11%	18	5	2				M,VP,SC	24+	
3351	HARRIS	03/13/1968	Active	25	0	0	0	0.00%	25		10			N	P,S,SC	9	
31731	HAZLET	02/16/1976	Active	30	1	3	-2	-6.25%	32	6	3		8	R	M,VP,SC	1	
37775	INDIAN HEAD & DISTRICT	12/10/1979	Active	12	0	1	-1	-7.69%	13	5	2		2		M,VP,SC	24+	
95603	KATEPWA & DISTRICT	02/27/2006	Active	32	0	0	0	0.00%	28		1				VP,SC	0	\$558.84
3355	KINCAID	11/10/1958	Active	4	0	2	-2	-33.33%	6	24	0		12		S,M,VP,SC	24+	
3276	KIPLING DISTRICT	10/25/1963	Active	23	0	0	0	0.00%	23		13		4		M,VP,SC	3	
3356	LAFLECHE DISTRICT L C	04/25/1966	Active	14	0	0	0	0.00%	14		21		4		M,VP,SC	24+	
3277	LAMPMAN DISTRICT	04/07/1963	Active	19	3	0	3	18.75%	16		2			R		2	
3357	LEADER	12/07/1959	Active	20	2	1	1	5.26%	20	10	0			N	SC	0	90+ Days \$50.00
56922	LEADER RIVER HILLS	05/03/1995	Active	14	2	1	1	7.69%	15	4	0			N	M,SC	6	
3279	LEMBERG DISTRICT L C	03/14/1967	Active	15	1	1	0	0.00%	15	25	0			N	T,VP,SC	0	
3358	LOREBURN DISTRICT	04/20/1959	Active	12	0	0	0	0.00%	12		9		4		M,VP,SC	3	
3281	LUMSDEN DIST	03/11/1961	Active	35	5	2	3	9.38%	32	30	0		4	R	SC	2	
3359	MANKOTA DISTRICT	10/23/1963	Active	12	0	5	-5	-29.41%	17	4	0				M,VP,SC	24+	
36549	MANTARIO	02/26/1979	Active	12	0	0	0	0.00%	12		3				M,VP,SC	2	
3282	MARYFIELD DISTRICT L C	04/01/1968	Active	16	2	0	2	14.29%	13		0		3	N		1	\$850.54



Club Health Assessment for District 5 SKS through March 2025

			Status	Membership							Reports					Finance		LCIF
Club Number	Club Name	Charter Date		Current Member Count	YTD Members Added	YTD Members Dropped	YTD Net Growth	YTD Net Growth%	Member Count 12 Months Ago	Avg. length of service for dropped members	Months Since Last MMR ***	Yrs. Since Last Officer Report	President Rotation	Vice President Reported ****	Months Since Last Activity Report ***	Account Balance	Donations for current Fiscal Year	
			Number of times on status quo within last two years	If below 15 members appears					If net loss is greater than 20% appears		If no report in 3 months appears in	When more than one year appears in	Number of repeat terms	Notes the officers that do not have an active	If no report at 12 months red			
Exc Award (06/30/2021)																		
3284	MONTMARTRE DIST	02/12/1964	Active	14	3	1	2	16.67%	12	34	0		8	M,VP,SC	1			
36864	MOOSE JAW EARLY BIRD	04/09/1979	Active	8	3	0	3	60.00%	6		0		2	M,VP,SC	24+			
108228	MOOSE MOUNTAIN	04/28/2010	Active	11	0	1	-1	-8.33%	12	1	2		2	P,T,M,VP,SC	2			
3285	NEUDORF	05/03/1971	Active	9	1	1	0	0.00%	11	1	0			N VP,SC	0			
3286	OXBOW DISTRICT	04/14/1959	Active	21	0	4	-4	-16.00%	25	43	1			P,T,M,VP,SC	10		\$1,000.00	
31732	PIAPOT	02/16/1976	Active	29	4	4	0	0.00%	28	20	0			M,VP,SC	1			
45654	PILOT BUTTE & DIST L C	01/27/1986	Active	15	2	0	2	15.38%	15		0		3	R M,SC	4			
31916	QU'APPELLE DISTRICT L C	03/26/1976	Active(1)	10	2	1	1	11.11%	10	49	0		None	P,M,VP,SC	13	90+ Days		
109574	REDVERS AND DISTRICT	11/08/2010	Active	14	0	0	0	0.00%	14		12		3	S,M,VP,SC	24+			
3290	REGINA 35	10/01/1967	Active	23	0	3	-3	-11.54%	28	12	0		None	N P,SC	15			
36681	REGINA BEACH	03/21/1979	Active	37	3	2	1	2.78%	37	15	0		2	R SC	0		\$180.04	
Exc Award (06/30/2024)																		
3287	REGINA CENTRAL	01/28/1929	Active	5	0	0	0	0.00%	5		7		6	M,VP,SC	15	90+ Days		
3288	REGINA LAKESIDE	03/05/1956	Active	32	0	1	-1	-3.03%	36	41	0			N SC	0		\$3,151.16	
43712	RICHMOUND	04/30/1984	Active	20	5	0	5	33.33%	17		2			N M,SC	0			
3362	RIVERHURST	11/28/1967	Active	16	0	0	0	0.00%	16		3		2	N M,SC	24+			
3363	ROSETOWN	03/03/1946	Active	15	1	3	-2	-11.76%	15	19	0			M,VP,SC	0		\$138.86	
3365	SOVEREIGN	11/15/1967	Active	22	2	5	-3	-12.00%	24	18	2		5	M,VP,SC	1			
3296	STOUGHTON	03/28/1967	Active	15	0	0	0	0.00%	15		3		3	N SC	3	90+ Days		
3366	SWIFT CURRENT	12/12/1946	Active	19	0	2	-2	-9.52%	21	37	3		8	M,VP,SC	16			
34617	TUGASKE	11/09/1977	Active	12	0	0	0	0.00%	12		2			M,VP,SC	24+			
43208	VAL MARIE	12/14/1983	Active	19	0	0	0	0.00%	19		28		11	P,M,VP,SC	24+	90+ Days		
3297	WAWOTA DISTRICT L C	04/05/1965	Active	32	0	0	0	0.00%	32		5			T,M,VP,SC	3			
28007	WINDTHORST DISTRICT	02/13/1974	Active	20	0	0	0	0.00%	20		1		8	M,VP,SC	1			



Club Health Assessment for District 5 SKS through March 2025

				Status						Membership						Reports						Finance		LCIF
Club Number	Club Name	Charter Date			Current Member Count	YTD Members Added	YTD Members Dropped	YTD Net Growth	YTD Net Growth%	Member Count 12 Months Ago	Avg. length of service for dropped members	Months Since Last MMR ***	Yrs. Since Last Officer Report	President Rotation	Vice President Reported ****	Months Since Last Activity Report ***	Account Balance	Donations for current Fiscal Year						
				Number of times on status quo within last two years	If below 15 members appears				If net loss is greater than 20% appears			If no report in 3 months appears in	When more than one year appears in	Number of repeat terms	Notes the officers that do not have an active	If no report at 12 months appears in red								
3369	WISETON	12/11/1968		Active	16	0	0	0	0.00%	16		23			P,M,VP,SC	16								
3298	WOLSELEY	03/14/1952		Active	20	0	0	0	0.00%	20		4		2	N	M,SC	1							
Current Total Clubs Count	YTD New Clubs Count	YTD Cancelled Clubs Count	YTD Net Club Gain	Current Total Members Count	YTD Add	YTD Drop	YTD Net Growth	YTD Net Growth %	Member Count 12 Months Ago	Average Member Count Per Club	% of Clubs with less than 20 members	% No MMR in 3 Months	% No Officer Report in 12 Months	% of Clubs with balance 90+ days	Number of Clubs in Status Quo	% Status Quo Clubs in Financial Suspension	Number of Cancelled Clubs	Average Cancelled Club Age	Members Lost Due to Cancellation	% of Clubs Cancelled for Non-Financial Reasons				
71	0	0	0	1,362	98	91	7	0.52%	1,339	19	62%	37%	0%	7%	0	0%	0	0	0	0%				

* - P - Priority Club. Cancellation Reasons: 1-Objectives/conduct, 2-Non-active club, 5-Non-existing club, 6-Disbanding, 7-Merger, 8-Financial Suspension, 9-District/Multiple District Dues.

** - Abbreviation: P-President, S-Secretary, T-Treasurer, M-Member Chairperson, VP-First Vice President, MC-Communications Chairperson, SC-Service Chairperson

*** - Abbreviation: N/R - Never reported using the Lions Clubs website, N/A - Not applicable, No password registered for the Lions Clubs website.

**** - Abbreviation: N - New, IP - Immediate Past, R - Repeat.



Club Health Assessment for District C 1 through March 2025

			Status	Membership							Reports					Finance		LCIF
Club Number	Club Name	Charter Date		Current Member Count	YTD Members Added	YTD Members Dropped	YTD Net Growth	YTD Net Growth%	Member Count 12 Months Ago	Avg. length of service for dropped members	Months Since Last MMR ***	Yrs. Since Last Officer Report	President Rotation	Vice President Reported ****	Months Since Last Activity Report ***	Account Balance	Donations for current Fiscal Year	
			Number of times on status quo within last two years	If below 15 members appears				If net loss is greater than 20% appears			If no report in 3 months appears in	When more than one year appears in	Number of repeat terms	Notes the officers that do not have appears in an active red	If no report at 12 months red			
Clubs more than two years old																		
29771	ALBERTA BEACH & DISTRICT	08/30/1974	Active	27	4	3	1	3.85%	27	10	3		4	R	M,SC	1		
13177	ALIX	04/01/1971	Active	9	0	1	-1	-10.00%	10	2	6		4	N	P,M,SC	0		
13179	ANDREW	12/04/1946	Active	17	2	1	1	6.25%	17	1	3		7	R	P,SC	24		
12988	ATHABASCA	06/02/1966	Active	21	1	0	1	5.00%	20		0			N	M,SC	6	\$257.75	
39039	BAWLF & DISTRICT L C	11/11/1980	Active(1)	17	0	3	-3	-15.00%	19	27	2		7		M,VP,SC	1		
31926	BEAUMONT & DISTRICT L C	03/22/1976	Active	15	3	4	-1	-6.25%	16	26	0		2		M,VP,SC	1	90+ Days	
41479	BLACKFOOT & DISTRICT L C	06/04/1982	Active	10	0	0	0	0.00%	10		6		2		M,VP,SC	N/R	90+ Days	
142210	Blindman Valley	08/06/2020	Active	22	1	5	-4	-15.38%	26	9	0				M,VP	1		
Exc Award (06/30/2021)																		
13184	BONNYVILLE	09/09/1970	Active	6	0	1	-1	-14.29%	7	12	7			R	P,T,M,VP,SC	N/R		
13185	BOYLE	04/17/1968	Active	15	8	1	7	87.50%	5	30	2			N	M,SC	0		
13186	BRUDERHEIM	06/30/1972	Active(1)	12	2	3	-1	-7.69%	13	10	1		3		M,VP,SC	4	\$2,023.08	
39271	BUSBY & DISTRICT L C	01/20/1981	Active	15	1	2	-1	-6.25%	18	15	4				P,M,VP,SC	4		
105444	CAMROSE SWANS AND ROSES	05/26/2009	Active	19	1	1	0	0.00%	19	1	0		2	R		11	90+ Days	
13190	CHIPMAN	06/11/1953	Active	23	0	0	0	0.00%	24		0		4		M,VP,SC	14	\$208.28	
Exc Award (06/30/2023)																		
33213	CLIVE	01/21/1977	Active	11	2	1	1	10.00%	10	12	0		5		M,VP,SC	1		
13192	CONSORT	05/05/1972	Active	19	1	1	0	0.00%	19	53	0		5	R	P,M,VP,SC	0	\$556.21	
12994	DEVON	09/29/1949	Active	56	6	5	1	1.82%	54	22	0			N		0		
12995	DRAYTON VALLEY	11/05/1957	Active	16	2	0	2	14.29%	13		4			N	SC	0		
13197	ECKVILLE	04/25/1946	Active	17	0	0	0	0.00%	18		9		3		M,VP,SC	19	90+ Days	
53588	EDMONTON AUTISM	08/19/1992	Active	16	8	1	7	77.78%	9	3	0		4		M,VP,SC	3	90+ Days	
37799	EDMONTON CHINESE	12/17/1979	Active	31	5	2	3	10.71%	28	7	4		3	N	M,VP	9	\$1,612.46	
12996	EDMONTON HOST	06/14/1929	Active	51	2	8	-6	-10.53%	53	9	1			N	SC	0	\$10,189.48	



Club Health Assessment for District C 1 through March 2025

			Status	Membership							Reports					Finance		LCIF
Club Number	Club Name	Charter Date		Current Member Count	YTD Members Added	YTD Members Dropped	YTD Net Growth	YTD Net Growth%	Member Count 12 Months Ago	Avg. length of service for dropped members	Months Since Last MMR ***	Yrs. Since Last Officer Report	President Rotation	Vice President Reported ****	Months Since Last Activity Report ***	Account Balance	Donations for current Fiscal Year	
			Number of times on status quo within last two years	If below 15 members appears				If net loss is greater than 20% appears			If no report in 3 months appears in	When more than one year appears in	Number of repeat terms	Notes the officers that do not have an active	If no report at 12 months appears in red			
124891	Edmonton Inner City	05/21/2015	Active	11	0	0	0	0.00%	11		22		4	VP,SC	24+	90+ Days	\$3,614.27	
78657	EDMONTON KOREAN	04/02/2004	Active	25	0	0	0	0.00%	25		16			N	T,M,VP,SC			24+
33320	EDMONTON MILLWOODS	02/14/1977	Active	9	4	5	-1	-10.00%	11	21	4			N	M,SC			0
	Exc Award (06/30/2023)																	
54593	EDMONTON MILLWOODS BREAKFAST	06/14/1993	Active	15	0	3	-3	-16.67%	18	8	1		7	N	T,SC			24+
12999	EDMONTON NORTHGATE	03/30/1966	Active	22	0	2	-2	-8.33%	22	17	0				M,VP,SC			23
13000	EDMONTON SOUTH EDMONTON	05/07/1954	Active	13	0	0	0	0.00%	13		7		None		P,M,VP,SC			24+
13001	EDMONTON SOUTHGATE	03/21/1966	Active	15	2	0	2	15.38%	13		5		3	R	M,SC			17
48156	EDMONTON THE CITY OF CHAMPIONS	02/15/1988	Active	17	0	0	0	0.00%	17		5			N	M,VP,SC			24+
13003	EDSON	11/14/1957	Active	12	5	0	5	71.43%	8		0			IP				0
13198	ELK POINT & DISTRICT L C	11/12/1970	Active	27	4	0	4	17.39%	23		4			N	T,SC	24+		
13005	FAIRVIEW DISTRICT	11/10/1971	Active	14	0	0	0	0.00%	15		5		2		M,VP,SC	24+		
13199	FORESTBURG	02/16/1961	Active	11	1	0	1	10.00%	10		0		2	R	P,M,VP,SC	24+		
13201	FORT SASKATCHEWAN	11/26/1948	Active	34	2	2	0	0.00%	32	18	1		2	R	SC	0		
56810	FOX CREEK	04/20/1995	Active(2)	8	0	0	0	0.00%	8		13		3	N	M,SC	24+		
36706	FT MCMURRAY TARSANDS	03/08/1979	Active	13	0	0	0	0.00%	11		1		2		T,M,VP,SC	1		
30468	GALAHAD	03/31/1975	Active	18	0	0	0	0.00%	18		5				M,VP,SC	15		
13202	GRAND CENTRE	09/18/1970	Active	22	1	3	-2	-8.33%	26	13	2		2	R	M,SC	0		
13010	GRANDE PRAIRIE	05/09/1957	Active	19	6	2	4	26.67%	17	1	1			N	SC	0		
13045	HUDSON HOPE	04/27/1967	Active	11	0	0	0	0.00%	11		13		2		M,VP,SC	15		
13205	HUGHENDEN	03/27/1946	Active	31	1	2	-1	-3.13%	33	11	3		10	R	M,VP,SC	24+		
13017	JASPER	03/12/1970	Active(1)	12	0	2	-2	-14.29%	14	9	4		10		M,VP,SC	24+		
13208	KILLAM	03/08/1967	Active	27	0	1	-1	-3.57%	28	8	3		2		M,VP,SC	24+		
30126	Kirriemuir Altario & Compeer (K.A.C.) LIONS CLUB	01/20/1975	Active	15	0	0	0	0.00%	15		21		3		P,M,VP,SC	N/R		



Club Health Assessment for District C 1 through March 2025

			Status	Membership							Reports					Finance	LCIF
Club Number	Club Name	Charter Date		Current Member Count	YTD Members Added	YTD Members Dropped	YTD Net Growth	YTD Net Growth%	Member Count 12 Months Ago	Avg. length of service for dropped members	Months Since Last MMR ***	Yrs. Since Last Officer Report	President Rotation	Vice President Reported ****	Months Since Last Activity Report ***	Account Balance	Donations for current Fiscal Year
			Number of times on status quo within last two years	If below 15 members appears				If net loss is greater than 20% appears			If no report in 3 months appears in	When more than one year appears in	Number of repeat terms		Notes the officers that do not have appears in an active red	If no report at 12 months red	
117089	LAC LA BICHE	06/04/2012	Active(3)	5	5	0	5	100.00%	5		6			IP	M,SC	N/R	90+ Days
13211	LAMONT	01/30/1957	Active	16	0	0	0	0.00%	16		3			R	SC	0	
	Exc Award (06/30/2023)																
13018	LEDUC	04/11/1946	Active	67	9	3	6	9.84%	60	20	0			N	S	0	
36973	LEDUC BREAKFAST	04/27/1979	Active	4	0	2	-2	-33.33%	6	13	0		16		M,VP,SC	N/R	
32901	LEGAL	10/29/1976	Active	11	3	0	3	37.50%	8		2			N	SC	12	
	Exc Award (06/30/2021)																
29116	MILLET & DISTRICT	04/03/1974	Active	56	3	0	3	5.66%	49		0		2	R	SC	0	\$85.04
13022	MORINVILLE	04/22/1949	Active	23	4	0	4	21.05%	19		0		6		M,VP,SC	13	
13004	PEMBINA VALLEY AND DISTRICT	02/21/1973	Active	10	0	1	-1	-9.09%	11	10	2		5		M,VP,SC	0	
13027	PIGEON LAKE L C	06/08/1972	Active	14	1	0	1	7.69%	13		3		3		M,VP,SC	24+	
13213	PONOKA	11/14/1948	Active	17	7	2	5	41.67%	12	7	0		3		S,T,M,VP,SC	24+	
13215	RADWAY	04/19/1949	Active	18	4	0	4	28.57%	13		2		2	R	M,SC	0	
13216	RED DEER CENTRAL	09/01/1938	Active	29	3	3	0	0.00%	28	24	0		2		M,VP	2	\$100.00
13218	REDWATER	11/20/1950	Active	16	2	1	1	6.67%	15	30	3		2		M,VP,SC	2	
	Exc Award (06/30/2023)																
13219	RIMBEY	05/03/1946	Active	48	7	2	5	11.63%	42	27	1		2		M,VP	24+	
13220	ROCKY MOUNTAIN HOUSE	11/30/1967	Active(1)	16	4	2	2	14.29%	13	3	0				VP	1	90+ Days
31554	RYCROFT and DISTRICT L C	01/26/1976	Active	9	0	1	-1	-10.00%	10	27	6		2	R	M,VP,SC	2	
13221	RYLEY	08/08/1962	Active	11	0	0	0	0.00%	11		9		11		T,M,VP,SC	0	90+ Days
55561	SEDGEWICK	04/19/1994	Active	14	0	0	0	0.00%	14		6			N	T,M,SC	24+	
13224	SMOKY LAKE	10/30/1947	Active(1)	21	0	1	-1	-4.55%	22	3	1				M,VP,SC	0	
	Exc Award (06/30/2023)																
13034	SPRUCE GROVE & DIST	03/04/1968	Active(2)	10	2	0	2	25.00%	7		6			N	M,SC	22	
36319	SPRUCE VIEW & DISTRICT L C	12/15/1978	Active	20	5	2	3	17.65%	18	28	0			N	P,M	0	\$208.28
13030	ST ALBERT BREAKFAST	07/22/1969	Active	11	0	0	0	0.00%	14		9				M,VP,SC	0	\$999.77



Club Health Assessment for District C 1 through March 2025

Club Number	Club Name	Charter Date	Status	Membership							Reports					Finance	LCIF
				Current Member Count	YTD Members Added	YTD Members Dropped	YTD Net Growth	YTD Net Growth%	Member Count 12 Months Ago	Avg. length of service for dropped members	Months Since Last MMR ***	Yrs. Since Last Officer Report	President Rotation	Vice President Reported ****	Months Since Last Activity Report ***	Account Balance	Donations for current Fiscal Year
			Number of times on status quo within last two years	If below 15 members appears				If net loss is greater than 20% appears			If no report in 3 months appears	When more than one year appears in	Number of repeat terms	Notes the officers that do not have appears in an active	If no report at 12 months red		
13029	ST ALBERT HOST	11/25/1951	Active	28	0	1	-1	-3.45%	26	29	0		2	R	0		\$1,512.92
	Exc Award (06/30/2023, 06/30/2024)																
13223	ST PAUL	05/11/1970	Active	14	0	3	-3	-17.65%	17	33	2		5	N	S,M,VP,SC	24+	
13035	STONY PLAIN	09/06/1957	Active	26	0	1	-1	-3.70%	27	12	2		2	R	M,SC	1	\$3,597.22
	Exc Award (06/30/2017)																
13227	SYLVAN LAKE & DIST	07/01/1954	Active	33	0	0	0	0.00%	33		0		2	N	SC	1	\$69.43
	Exc Award (06/30/2016)																
13228	THORHILD	04/24/1950	Active	8	0	1	-1	-11.11%	9	45	4		8	R	VP	0	
	Exc Award (06/30/2023)																
116631	THORSBY & DISTRICT	04/23/2012	Active	18	4	4	0	0.00%	17	5	0		3	R	SC	24+	
13229	TOFIELD	11/22/1954	Active	11	0	0	0	0.00%	11		11		3	R	M,VP,SC	N/R	
43732	TUMBLER RIDGE	04/13/1984	Active	34	3	1	2	6.25%	26	18	1		2		M,VP,SC	1	
13230	TWO HILLS	04/18/1961	Active	19	0	0	0	0.00%	11		9		3		M,VP,SC	24+	
13231	VEGREVILLE	10/14/1947	Active	7	0	0	0	0.00%	7		11		2		M,VP,SC	24+	
33173	VERMILION	12/31/1976	Active	18	0	2	-2	-10.00%	20	23	5			N	SC	24+	
13233	VIKING	04/04/1968	Active	31	0	0	0	0.00%	31		9			IP	P,M,VP,SC	24+	
36705	VIMY & DIST LC	03/07/1979	Active	16	0	2	-2	-11.11%	18	11	6		2		M,VP,SC	1	
	Exc Award (06/30/2024)																
13039	WABAMUN & DISTRICT LC	02/05/1971	Active	9	0	1	-1	-10.00%	10	10	6		15	R	S,M,VP,SC	24+	90+ Days
61035	WABASCA-DESMARAIS	07/23/1998	Active	14	0	0	0	0.00%	14		21		3		T,M,VP,SC	24+	90+ Days
13236	WASKATENU	10/20/1970	Active	8	0	0	0	0.00%	8		23		14		S,T,M,VP,SC	24+	
13237	WETASKIWIN	01/09/1958	Active	26	3	0	3	13.04%	23		2		3		M,VP,SC	24+	90+ Days
13041	WHITECOURT	06/04/1957	Active	11	0	0	0	0.00%	11		0		3		S,M,VP,SC	N/R	
13238	WINFIELD	05/20/1964	Active	15	3	1	2	15.38%	13	7	0				M,VP,SC	0	
13047	YELLOWKNIFE	11/26/1964	Active	5	0	0	0	0.00%	5		51		15		M,VP,SC	24+	



Club Health Assessment for District C 1 through March 2025

			Status	Membership							Reports					Finance	LCIF
Club Number	Club Name	Charter Date		Current Member Count	YTD Members Added	YTD Members Dropped	YTD Net Growth	YTD Net Growth%	Member Count 12 Months Ago	Avg. length of service for dropped members	Months Since Last MMR ***	Yrs. Since Last Officer Report	President Rotation	Vice President Reported ****	Months Since Last Activity Report ***	Account Balance	Donations for current Fiscal Year
			Number of times on status quo within last two years	If below 15 members appears			If net loss is greater than 20% appears				If no report in 3 months appears in	When more than one year appears in	Number of repeat terms	Notes the officers that do not have an active	If no report at 12 months appears in red		

Clubs Cancelled Previous Fiscal Year – Clubs Cancelled within last 12 months may be reinstated

Club Number	Club Name	Charter Date	Current Status*	Cancellation Date
12997	EDMONTON JOLLY FELLOWS	02/11/1969	Cancelled(8*)	06/29/2024
31929	LOUGHEED & DISTRICT L C	03/23/1976	Cancelled(8*)	12/29/2023

Current Total Clubs Count	YTD New Clubs Count	YTD Cancelled Clubs Count	YTD Net Club Gain	Current Total Members Count	YTD Add	YTD Drop	YTD Net Growth	YTD Net Growth %	Member Count 12 Months Ago	Average Member Count Per Club	% of Clubs with less than 20 members	% No MMR in 3 Months	% No Officer Report in 12 Months	% of Clubs with balance 90+ days	Number of Clubs in Status Quo	% Status Quo Clubs in Financial Suspension	Number of Cancelled Clubs	Average Cancelled Club Age	Members Lost Due to Cancellation	% of Clubs Cancelled for Non-Financial Reasons
87	0	0	0	1,643	147	102	45	2.82%	1,577	19	69%	51%	0%	16%	0	0%	0	0	0	0%

* - P - Priority Club. Cancellation Reasons: 1-Objectives/conduct, 2-Non-active club, 5-Non-existing club, 6-Disbanding, 7-Merger, 8-Financial Suspension, 9-District/Multiple District Dues.

** - Abbreviation: P-President, S-Secretary, T-Treasurer, M-Member Chairperson, VP-First Vice President, MC-Communications Chairperson, SC-Service Chairperson

*** - Abbreviation: N/R - Never reported using the Lions Clubs website, N/A - Not applicable, No password registered for the Lions Clubs website.

**** - Abbreviation: N - New, IP - Immediate Past, R - Repeat.



Club Health Assessment for District C 2 through March 2025

			Status	Membership							Reports					Finance	LCIF
Club Number	Club Name	Charter Date		Current Member Count	YTD Members Added	YTD Members Dropped	YTD Net Growth	YTD Net Growth%	Member Count 12 Months Ago	Avg. length of service for dropped members	Months Since Last MMR ***	Yrs. Since Last Officer Report	President Rotation	Vice President Reported ****	Months Since Last Activity Report ***	Account Balance	Donations for current Fiscal Year
			Number of times on status quo within last two years	If below 15 members appears	If net loss is greater than 20% appears					If no report in 3 months appears in		When more than one year appears in	Number of repeat terms	Notes the officers that do not have an active	If no report at 12 months appears in red		
Clubs less than two years old																	
156609	Calgary Connect	01/12/2024	Active	51	13	8	5	10.87%	39	1	1		2	R	SC	0	
171418	Cowboy Trail	05/15/2024	Active	27	3	1	2	8.00%	0	0	0		2	N	M,SC	0	\$644.59
Clubs more than two years old																	
13131	AIRDRIE	02/25/1965	Active	13	1	0	1	8.33%	13		0				M,VP,SC	1	
13132	ARROWWOOD	05/24/1955	Active	20	2	5	-3	-13.04%	23	26	0			N	M,VP,SC	1	
13134	BEARSPAW	07/23/1953	Active	22	3	8	-5	-18.52%	27	16	0				VP,SC	0	
13135	BEISEKER	05/15/1945	Active	22	0	2	-2	-8.33%	25	28	5		2	R	P,T,M,SC	0	
13136	BLACKIE	04/07/1966	Active	38	0	0	0	0.00%	38		7		2		M,VP,SC	2	
13119	BLAIRMORE	10/20/1944	Active	51	11	2	9	21.43%	41	6	0		2	N	SC	2	\$346.92
13072	BOW ISLAND	09/11/1953	Active	9	0	0	0	0.00%	10		2		14	R	M,VP,SC	24+	
13137	BOWDEN	03/09/1973	Active	6	0	0	0	0.00%	4		11		6		M,VP,SC	5	
13138	BOWNESS	09/24/1948	Active	16	4	9	-5	-23.81%	25	24	0			N	SC	1	\$148.32
13139	CALGARY	01/30/1929	Active	27	1	1	0	0.00%	24	1	2		2	N	SC	24+	
36206	CALGARY CHINATOWN	11/02/1978	Active	37	2	0	2	5.71%	35		7				M,VP,SC	19	
13157	CALGARY EASTPORT	05/10/1956	Active	15	6	4	2	15.38%	15	8	0		2	N		0	\$257.86
45099	CALGARY FILIPINO	06/27/1985	Active	51	2	0	2	4.08%	47		4			N	SC	2	
Exc Award (06/30/2018, 06/30/2024)																	
33321	CALGARY HERITAGE	02/23/1977	Active	14	0	1	-1	-6.67%	17	49	3			N	SC	0	
78751	CALGARY KOREAN	04/09/2004	Active	24	8	0	8	50.00%	16		2			N	SC	7	90+ Days (\$268.16)
13143	CALGARY NORTH HILL	06/19/1953	Active	47	4	4	0	0.00%	46	10	0			N	SC	1	\$507.31
13142	CALGARY NORTHEAST EYEOPENER	09/15/1969	Active	26	1	5	-4	-13.33%	28	9	0			N	SC	5	\$644.59
42065	CALGARY PROPERTIES	12/02/1982	Active	6	0	0	0	0.00%	7		10			IP	M,SC	0	(\$536.33)
Exc Award (06/30/2018)																	
130578	Calgary Sarcee	05/10/2017	Active(2)	3	0	0	0	0.00%	3		22	1	None		P,S,T,M,VP SC	24+	90+ Days




Club Health Assessment for District C 2 through March 2025

			Status	Membership							Reports					Finance		LCIF
Club Number	Club Name	Charter Date		Current Member Count	YTD Members Added	YTD Members Dropped	YTD Net Growth	YTD Net Growth%	Member Count 12 Months Ago	Avg. length of service for dropped members	Months Since Last MMR ***	Yrs. Since Last Officer Report	President Rotation	Vice President Reported ****	Months Since Last Activity Report ***	Account Balance	Donations for current Fiscal Year	
			Number of times on status quo within last two years	If below 15 members appears				If net loss is greater than 20% appears			If no report in 3 months appears in	When more than one year appears in	Number of repeat terms	Notes the officers that do not have an active	If no report at 12 months red			
104694	CALGARY SOUTH ASIAN	02/10/2009	Active	19	0	4	-4	-17.39%	23	2	0			M,VP,SC	24+	90+ Days		
31803	CALGARY SOUTHRIDGE	03/02/1976	Active(1)	16	0	0	0	0.00%	15		0		3	M,VP,SC	0			
123852	Calgary Westwind	01/14/2015	Active	56	18	3	15	36.59%	40	4	0			VP	0		\$386.50	
	Exc Award (06/30/2024)																	
78735	CALGARY WILDROSE	04/16/2004	Active	38	10	3	7	22.58%	31	8	1			N	0		\$2,168.56	
65194	CALGARY WOODCREEK	04/08/2002	Active	13	4	1	3	30.00%	9	11	1			N	1			
13145	CANMORE	05/14/1970	Active	12	0	0	0	0.00%	12		11			N	4			
13146	CARBON	01/19/1947	Active	15	0	0	0	0.00%	15		24		3	M,VP,SC	24+			
13120	CARDSTON	11/08/1940	Active	12	0	4	-4	-25.00%	16	1	1		8	R	4		\$345.88	
13148	CARMANGAY	10/21/1945	Active	17	2	0	2	13.33%	15		2			IP	1			
13147	CARSELAND	08/16/1955	Active(1)	28	0	1	-1	-3.45%	27	60	4		2	N	17			
38045	CARSTAIRS & DISTRICT L C	02/29/1980	Active	3	0	0	0	0.00%	3		1		2	M,VP,SC	3		\$100.00	
13149	CHAMPION	11/10/1946	Active	24	0	2	-2	-7.69%	26	29	2			T,M,VP,SC	2			
13150	CHEADLE	02/25/1963	Active	47	6	5	1	2.17%	47	5	0			N	0			
67619	CHESTERMERE	04/09/2003	Active	11	0	0	0	0.00%	10		10		2	R	3			
13121	CLARESHOLM	01/10/1968	Active	25	2	4	-2	-7.41%	27	15	0			R	1			
	Exc Award (06/30/2018)																	
13151	CLUNY	04/22/1966	Active	32	2	1	1	3.23%	31	59	1			N	P,M,VP,SC	N/R		
13152	COCHRANE	02/25/1964	Active	45	1	3	-2	-4.26%	45	10	0		4	R	0			
13122	COLEMAN	09/23/1940	Active	22	0	3	-3	-12.00%	25	38	1			R	24+			
13123	COWLEY	11/27/1963	Active	35	0	3	-3	-7.89%	41	12	0		3	N	0			
	Exc Award (06/30/2016)																	
13153	CREMONA	02/09/1970	Active	29	3	2	1	3.57%	28	21	5				P,M,VP,SC	24+		
13154	DIDSBURY	12/14/1944	Active	28	2	4	-2	-6.67%	30	25	2		3		M,VP,SC	0	\$208.28	
13155	DRUMHELLER	03/24/1959	Active	13	0	0	0	0.00%	13		16		7		T,M,VP,SC	24+		
13156	FOOTHILLS L C	05/04/1966	Active	28	8	14	-6	-17.65%	53	14	1		2	R	1		\$691.76	



Club Health Assessment for District C 2 through March 2025

			Status	Membership							Reports					Finance	LCIF
Club Number	Club Name	Charter Date		Current Member Count	YTD Members Added	YTD Members Dropped	YTD Net Growth	YTD Net Growth%	Member Count 12 Months Ago	Avg. length of service for dropped members	Months Since Last MMR ***	Yrs. Since Last Officer Report	President Rotation	Vice President Reported ****	Months Since Last Activity Report ***	Account Balance	Donations for current Fiscal Year
			Number of times on status quo within last two years	If below 15 members appears				If net loss is greater than 20% appears			If no report in 3 months appears in	When more than one year appears in	Number of repeat terms		Notes the officers that do not have an active	If no report at 12 months appears in red	
13125	FT MACLEOD	04/03/1939	Active	24	9	1	8	50.00%	15	0	0			N	SC	4	
13158	GLEICHEN	04/27/1966	Active	28	1	0	1	3.70%	27		2				P,M,VP,SC	24+	
31190	HIGHWOOD	09/15/1975	Active	13	4	3	1	8.33%	12	25	0				M,VP,SC	3	
13160	HUSSAR	09/22/1955	Active	18	1	0	1	5.88%	17		3		5	R	M,VP,SC	24+	
13206	INNISFAIL	11/03/1938	Active	9	0	0	0	0.00%	9		15	1	None		P,S,T,M,VP SC	18	90+ Days
31553	IRRICANA	01/15/1976	Active	27	0	2	-2	-6.90%	29	4	1			R	M,SC	24+	90+ Days
42538	IRVINE & DISTRICT L C	04/27/1983	Active	19	3	9	-6	-24.00%	24	2	3		12	N	M	3	
13161	KEOMA	02/12/1951	Active(1)	20	0	2	-2	-9.09%	22	31	3		2		M,VP,SC	24+	
13076	LETHBRIDGE	06/10/1931	Active	16	0	1	-1	-5.88%	17	16	7				T,M,VP,SC	1	
46539	LETHBRIDGE WEST LETHBRIDGE	09/15/1986	Active	30	0	1	-1	-3.23%	30	2	2		3		VP	0	\$2,227.04
Exc Award (06/30/2023, 06/30/2024)																	
13162	LOMOND	04/12/1955	Active	11	0	0	0	0.00%	11		6		3		M,VP,SC	2	
33085	MADDEN	12/06/1976	Active	22	0	2	-2	-8.33%	25	48	2		2		M,VP,SC	3	
13127	MAGRATH	05/18/1938	Active	8	0	4	-4	-33.33%	12	8	6		2	R	M,SC	3	90+ Days
13079	MEDICINE HAT	09/21/1950	Active	27	2	1	1	3.85%	27	5	2			N	SC	2	\$714.28
104955	MEDICINE HAT COMMUNITY VIEW	03/11/2009	Active	22	5	1	4	22.22%	19	0	4		2	R	M,SC	1	\$9.49
13163	MILO	02/10/1955	Active	27	0	0	0	0.00%	24		5				T,M,VP,SC	1	
52541	MORRIN	02/21/1992	Active	14	0	1	-1	-6.67%	15	2	0		2		M,VP,SC	1	
13164	MOSSLEIGH	03/29/1960	Active(1)	16	0	0	0	0.00%	17		12				P,M,VP,SC	24+	
31525	NANTON DISTRICT	12/30/1975	Active(1)	20	0	1	-1	-4.76%	21	49	2				M,VP,SC	24+	\$14.39
13165	OKOTOKS	03/31/1969	Active(2)	14	2	1	1	7.69%	22	32	3		5	N	T,M,SC	3	
13166	OLDS	01/29/1968	Active	36	2	3	-1	-2.70%	38	8	2			N	SC	0	\$1,079.17
Exc Award (06/30/2018)																	
13167	OYEN	03/09/1970	Active	19	1	0	1	5.56%	12		4		2		M,VP,SC	0	
13080	PICTURE BUTTE & DISTRICT	10/31/1948	Active	9	1	0	1	12.50%	8		5		18	R	M,VP,SC	1	



Club Health Assessment for District C 2 through March 2025

			Status	Membership							Reports					Finance		LCIF
Club Number	Club Name	Charter Date		Current Member Count	YTD Members Added	YTD Members Dropped	YTD Net Growth	YTD Net Growth%	Member Count 12 Months Ago	Avg. length of service for dropped members	Months Since Last MMR ***	Yrs. Since Last Officer Report	President Rotation	Vice President Reported ****	Months Since Last Activity Report ***	Account Balance	Donations for current Fiscal Year	
			Number of times on status quo within last two years	If below 15 members appears				If net loss is greater than 20% appears			If no report in 3 months appears in	When more than one year appears in	Number of repeat terms	Notes the officers that do not have an active	If no report at 12 months appears in red			
13128	PINCHER CREEK	11/06/1944	Active	10	2	0	2	25.00%	7		2		3	VP,SC	0		(\$5.36)	
53216	PINCHER-COWLEY ROARING Exc Award (06/30/2018)	06/03/1992	Active	24	0	0	0	0.00%	24		0		2	R SC	10			
13129	RAYMOND	09/30/1940	Active	11	0	1	-1	-8.33%	12	24	3		7	N M,SC	2	90+ Days		
13081	REDCLIFF	09/13/1965	Active	18	1	4	-3	-14.29%	20	11	6			N M,SC	18			
13168	ROCKYFORD	03/26/1945	Active(1)	25	1	1	0	0.00%	25	34	5			M,VP,SC	5			
13169	ROSEBUD	10/15/1953	Active	15	1	1	0	0.00%	14	3	1			M,VP,SC	2			
41170	SPRINGBANK	04/19/1982	Cancelled(8*)	0	0	13	-13	-100.00%	13	27	3	1	None	P,S,T,M,VP SC	24+	90+ Days		
13170	STANDARD	04/04/1962	Active	42	2	1	1	2.44%	41	51	0			N P,M,VP,SC	24+			
13082	STIRLING	01/23/1948	Active	19	0	0	0	0.00%	19		7		11	R M,SC	3			
13171	STRATHMORE	12/12/1938	Active	18	2	8	-6	-25.00%	23	12	0		2	M,VP,SC	7	90+ Days		
13083	TABER	03/05/1935	Active	9	0	0	0	0.00%	9		11		2	R SC	0			
13173	TORRINGTON	04/16/1962	Active	16	0	1	-1	-5.88%	17	11	8		6	R VP,SC	N/R			
13084	VAUXHALL	10/30/1956	Active	8	0	2	-2	-20.00%	10	43	2		8	M,VP,SC	24+			
29365	VETERAN & DISTRICT	05/23/1974	Active	24	5	1	4	20.00%	21	0	1			N M,SC	9			
13175	VULCAN	10/10/1944	Active	18	2	1	1	5.88%	17	0	4			N M,SC	2			
13085	WARNER	09/18/1944	Active(2)	17	7	0	7	70.00%	12		0		2	N M,SC	1			

Clubs Cancelled Previous Fiscal Year – Clubs Cancelled within last 12 months may be reinstated

Club Number	Club Name	Charter Date	Current Status*	Cancellation Date
13073	BROOKS	03/11/1954	Cancelled(8*)	06/29/2024
31927	ENCHANT	03/15/1976	Cancelled(8*)	06/29/2024



Club Health Assessment for District C 2 through March 2025

Club Number			Club Name			Charter Date			Status	Membership						Reports				Finance		LCIF		
										Current Member Count	YTD Members Added	YTD Members Dropped	YTD Net Growth	YTD Net Growth%	Member Count 12 Months Ago	Avg. length of service for dropped members	Months Since Last MMR ***	Yrs. Since Last Officer Report	President Rotation	Vice President Reported ****	Months Since Last Activity Report ***	Account Balance	Donations for current Fiscal Year	
									Number of times on status quo within last two years	If below 15 members appears			If net loss is greater than 20% appears			If no report in 3 months appears in		When more than one year appears in	Number of repeat terms	Notes the officers that do not have an active		If no report at 12 months appears in red		
Current Total Clubs Count	YTD New Clubs Count	YTD Cancelled Clubs Count	YTD Net Club Gain	Current Total Members Count	YTD Add	YTD Drop	YTD Net Growth	YTD Net Growth %	Member Count 12 Months Ago	Average Member Count Per Club	% of Clubs with less than 20 members	% No MMR in 3 Months	% No Officer Report in 12 Months	% of Clubs with balance 90+ days	Number of Clubs in Status Quo	% Status Quo Clubs in Financial Suspension	Number of Cancelled Clubs	Average Cancelled Club Age	Members Lost Due to Cancellation	% of Clubs Cancelled for Non-Financial Reasons				
82	0	1	-1	1,816	173	174	-1	-0.06%	1,802	22	50%	41%	2%	10%	0	0%	1	161	13	-200%				

* - P - Priority Club. Cancellation Reasons: 1-Objectives/conduct, 2-Non-active club, 5-Non-existing club, 6-Disbanding, 7-Merger, 8-Financial Suspension, 9-District/Multiple District Dues.

** - Abbreviation: P-President, S-Secretary, T-Treasurer, M-Member Chairperson, VP-First Vice President, MC-Communications Chairperson, SC-Service Chairperson

*** - Abbreviation: N/R - Never reported using the Lions Clubs website, N/A - Not applicable, No password registered for the Lions Clubs website.

**** - Abbreviation: N - New, IP - Immediate Past, R - Repeat.